



Transportation from **California Correctional Center**

Directions to the Bay Area, Sacramento, Bakersfield, Los Angeles, San Diego, and Cities in Between

Updated: 7.22.15

CONTENTS:

<ol style="list-style-type: none">1. LEAVING CCC<ol style="list-style-type: none">a. Clothingb. Identificationc. Gate Moneyd. Reno Amtrak2. PURCHASING TICKETS USING THE TOUCH SCREEN MACHINE3. TO BAY AREA BY TRAIN<ol style="list-style-type: none">a. Directions to Richmond, CAb. Travel in the Bay Area Using BARTc. BART Map4. TO SACRAMENTO BY TRAIN	<ol style="list-style-type: none">5. TO BAKERSFIELD BY TRAIN6. TO LOS ANGELES BY TRAIN7. TRAVEL AROUND LOS ANGELES USING METROLINK<ol style="list-style-type: none">a. Map of Metrolink Connectionsb. Purchasing Metrolink Tickets with Ticketing Machine8. FROM LOS ANGELES TO SAN DIEGO BY TRAIN9. EMERGENCY SERVICES<ol style="list-style-type: none">a. San Franciscob. Oaklandc. Sacramentod. Los Angelese. Bakersfieldf. San Diego
---	---

Getting back home CCC can be difficult and expensive, and you may have no more than \$200 to pay for the return home. This guide is intended to provide information on transportation options from CCC to the Bay Area, Sacramento, Bakersfield, Los Angeles, San Diego, and cities in between.


LEAVING CCC:

On the day of your release, and you will be taken to Receiving and Release, where you will be provided clothing, identification, and gate money. Correctional officers will then take you to Reno, Nevada’s Amtrak station.

Clothing: The prison will provide you clothes for your release. There are some clothes that have been donated, and you also may purchase clothes from PIA using your gate money.

If someone has sent dressouts, they will be waiting for you at Receiving and Release. An individual must send the items thirty days prior to your release, write “dressouts” as well as the person they are being delivered to.

Identification: You may keep your CDCR-issued identification, and this will likely be the only identification available. However, recent legislation has required CDCR and DMV to supply individuals leaving prison with identification. Starting January 1st, 2015, AB 2308 requires the California Department of Corrections and Rehabilitation and the Department of Motor Vehicles to ensure that inmates released from state prisons have valid identification cards (pictured right).



If you are leaving prison, and you meet all the following requirements:

1. Previously held a CA driver’s license or ID card.
2. Have a usable photo on file with the DMV that is not more than 10 years old.
3. No outstanding fees due for a prior CA identification card.
4. DMV verified your name, date of birth, social security number, and legal presence in the US.

Then, you should get an identification card. **Prior to release, speak with your counselor about getting your CA ID.** Identification is in important to get public benefits, housing, and other important necessities.



Gate Money: All CDCR institutions will issue debit cards (pictured left) instead of gate money. This debit card should have your \$200 gate money, in addition to the money in your trust account.

Reno Amtrak Station: If you do not have someone scheduled to pick you up, you will be taken to the Reno Amtrak Station, where you must get on a bus or train. It looks like this:

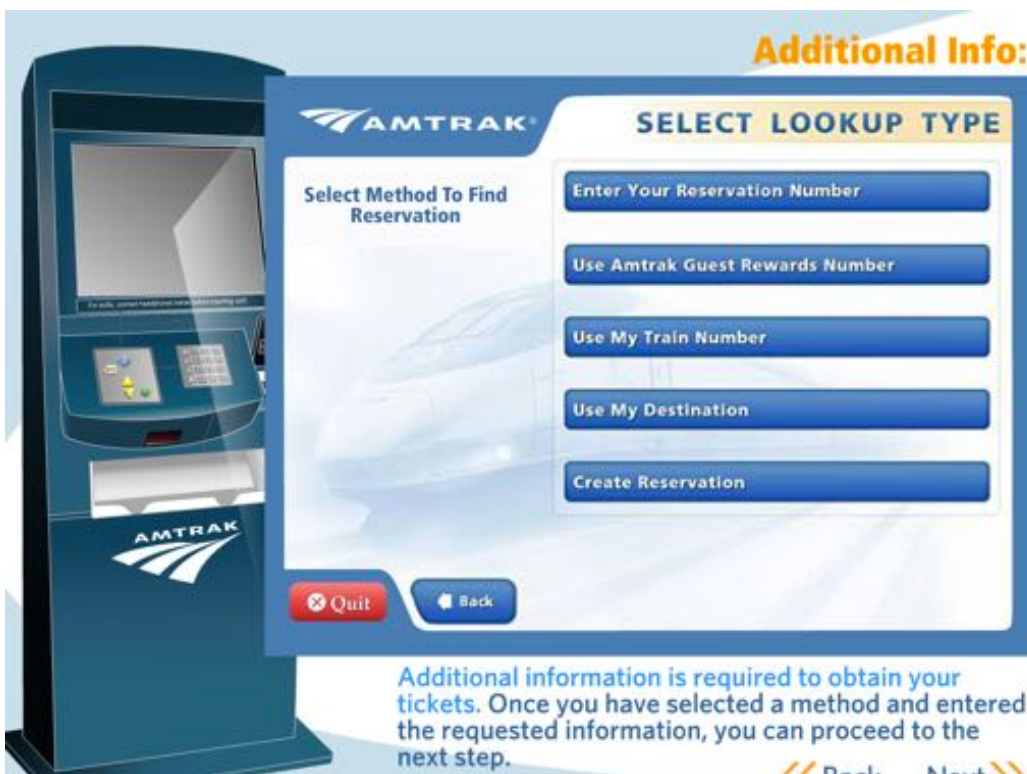




PURCHASING TICKETS USING THE QUIK-TRAK MACHINE

The Bus/Amtrak station **may not have a ticket office**. You can purchase bus and train tickets at the Quik-Trak machine. (pictured left). Make sure you buy a ticket **all the way to your final destination**, rather than purchasing separate tickets for each leg of the journey.

The Quik-Trak machine uses a touch screen. To purchase tickets using the Quik-Trak Machine, follow these instructions:



Step 2: Touch "Create Reservation" and select the location where you would like to go, and when.

Step 3:

AMTRAK

REVIEW YOUR ITINERARY

Review Your Itinerary and Select "Print Tickets".

If This is Not Your Itinerary, Select "Enter Reservation Number".

You Can Enter Your Amtrak Guest Rewards Number Before Ticketing.

Name: Jonathan Turnipseed Res No: 034856

ORIGIN	DESTINATION	TRAIN	DATE	TIME
Boston, MA	New York (Penn), NY	2155	21 Apr	7:55A
New York (Penn), NY	Philadelphia, PA	95	25 Apr	10:35A
Philadelphia, PA	Boston, MA	2154	28 Apr	8:38A

Fare Rules
Refund fee may apply.

Total: \$68.00

Buttons: Enter Amtrak Guest Rewards, Change First Train, Enter Reservation Number, Cancel Reservation, Print Tickets, Quit, Back

Review the information displayed on the Review Your Itinerary screen. Select the **Print Tickets** button. Your printed ticket will appear in Ticket Dispenser after processing.

« Back Next »

Step 4:

AMTRAK

Once your ticket has been dispensed, sign your name after the "X" on the top left side. You are now ready to board.








« Back Next »








TO BAY AREA BY TRAIN: BUSES FROM RENO AMTRAK STATION TO RICHMOND:

To get from Reno to the Bay Area, the most reliable route is to take a train to Richmond, which also serves as a BART station. There is a direct train from Reno that leaves at 8:36am, and you'll arrive at 3:59pm. It should cost \$50. Here is the schedule:


8 36A	2202		Reno, NV	●♿QT
9 37A	2237		Truckee, CA (Lake Tahoe)	○♿
11 48A	2301		Colfax, CA	○♿
12 57P	2336		Roseville, CA	○♿QT
D2 13P	2353		Sacramento, CA	●♿QT
D2 44P	2367		Davis, CA	●♿QT
D3 26P	2411		Martinez, CA (San Joaquin Trains)	●♿QT
D3 59P	2430		Richmond, CA	○♿QT
4 10P	2438	Ar	Emeryville, CA (PT) San Francisco—see back	●♿QT

If you do not get to the Reno Amtrak station early enough to catch this train, you can get a bus to Sacramento and then take a train from there. Here is the schedule and cost:

ADD TO CART		<input checked="" type="radio"/> \$56.00	<input type="radio"/> \$98.00
11:25am - 3:20pm 3 hr, 55 min 3543 Thruway Bus     No Checked Baggage	---	1 Reserved Thruway Seat	1 Reserved Thruway Seat
TRANSFER - SAC (0 hr, 35 min)			
3:55pm - 5:20pm 1 hr, 25 min 743 Capitol Corridor    No Checked Baggage	---	1 Unreserved Coach Seat	1 Unreserved Coach Seat

ADD TO CART		<input type="radio"/> \$56.00	<input type="radio"/> \$98.00
2:20pm - 6:15pm 3 hr, 55 min 3599 Thruway Bus     No Checked Baggage	---	1 Reserved Thruway Seat	1 Reserved Thruway Seat
TRANSFER - SAC (0 hr, 55 min)			
7:10pm - 8:35pm 1 hr, 25 min 749 Capitol Corridor    No Checked Baggage	---	1 Unreserved Coach Seat	1 Unreserved Coach Seat

TRAVEL IN THE BAY AREA USING BART: Once you are in Richmond, you can transfer to Bart at the Richmond Amtrak station. **BART** stands for Bay Area Rapid Transit. The BART logo looks like this:

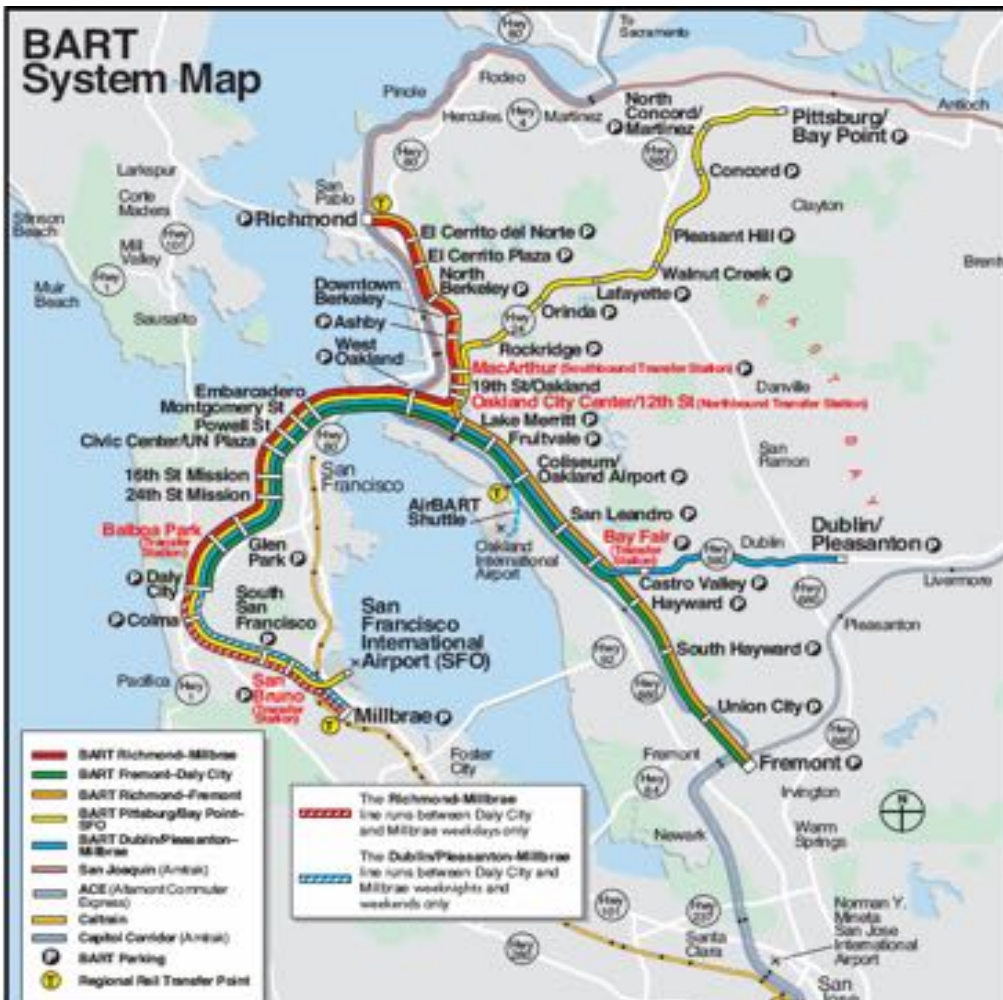


BART CARD: This a BART card (pictured left). Insert it into the turnstile (pictured below) on both entry and exit.



Stephen Lam / The Chronicle

Once you exit, the funds are removed based on the length of your travel. You can know how much money remains on your card by looking next to the arrow, where the remaining amount is printed.



The BART map is printed here. There are copies of the map available at every BART station.


TO SACRAMENTO BY TRAIN: TRAINS FROM RENO AMTRAK STATION TO SACRAMENTO




To get from Reno to Sacramento there is a direct train from Reno that leaves at 8:36am, and you'll arrive at 2:13pm. It should cost \$45. Here is the schedule:

8 36A	2202		Reno, NV	●♿QT
9 37A	2237		Truckee, CA (Lake Tahoe)	○♿QT
11 48A	2301		Colfax, CA	○♿QT
12 57P	2336		Roseville, CA	○♿QT
D2 13P	2353		Sacramento, CA	●♿QT
D2 44P	2367		Davis, CA	●♿QT
D3 26P	2411		Martinez, CA (San Joaquin Trains)	●♿QT
D3 59P	2430		Richmond, CA	○♿QT
4 10P	2438	Ar	Emeryville, CA (PT) San Francisco—see back	●♿QT

If you do not get to the Reno Amtrak station early enough to catch this train, you can get a bus to Sacramento. Here is the schedule:


11:25am - 3:20pm
3 hr, 55 min




3543 Thruway Bus 

No Checked Baggage

2:20pm - 6:15pm
3 hr, 55 min

3599 Thruway Bus 

No Checked Baggage

TO BAKERSFIELD BY TRAIN: TRAINS FROM RENO AMTRAK STATION TO BAKERSFIELD

To get to Bakersfield, get to Sacramento. **Purchase tickets all the way to Bakersfield**, but know that your first stop will be Sacramento. Once you get to Sacramento's train station, get on the San Joaquin at 10:25am, 1:25pm, 4:55pm, or 6:25pm. It should cost \$67 if you take a bus to Sacramento, and \$90 if you take a train. The train schedule from Sacramento to Bakersfield is below.

SACRAMENTO, CA -State Capitol -Rail Station	0	○									
Elk Grove, CA	16	○									
Lodi, CA	36	○									
STOCKTON, CA -Downtown Station, Aurora & Weber Streets -San Joaquin Street Station	48 82	○ ○									
Modesto, CA	111	○									
Denair, CA (Turlock)	123	○									
Merced, CA Yosemite National Park—see page 5	147	○									
Madera, CA	179	○									
Fresno, CA (Sequoia & Kings Canyon National Park)	205	○									
Hanford, CA Central Coast, Visalia—see page 5	235	○									
Corcoran, CA	252	○									
Wasco, CA	290	○									
BAKERSFIELD, CA Connections—see pages 3-5	315	○	Ar								
Newhall-Santa Clarita, CA—Metrolink Station	378	○									
Burbank-Bob Hope Airport, CA—Amtrak Station	398	○									
Glendale, CA	409	○									
LOS ANGELES, CA -Union Station	415	○	Ar								
Fullerton, CA	0	○	Dp								
Anaheim, CA (Disneyland)	26	○									
Santa Ana, CA	31	○									
Irvine, CA	36	○									
San Juan Capistrano, CA	45	○									
Oceanside, CA (LEGOLAND)	58	○									
Solana Beach, CA	87	○									
San Diego, CA (Tijuana)	102	○									
San Diego, CA (Tijuana)	126	○	Ar								
Connecting Train or Bus at Los Angeles				572	580	784	790/1790	796	5804	5818	

TO LOS ANGELES BY TRAIN: TRAINS FROM RENO AMTRAK STATION TO LOS ANGELES

To get from Reno to Los Angeles, get to Bakersfield. **Purchase tickets all the way to Los Angeles**, but know that you'll stop in Sacramento and Bakersfield along the way. Tickets should cost \$80. The schedule is above.

TO SAN DIEGO BY TRAIN: TRAINS FROM RENO AMTRAK STATION TO SAN DIEGO

To get from Reno to San Diego, get to Los Angeles. **Purchase tickets all the way to San Diego**, but know that you'll stop in Sacramento, Bakersfield, and Los Angeles along the way. Tickets should cost \$98. The schedule is above.

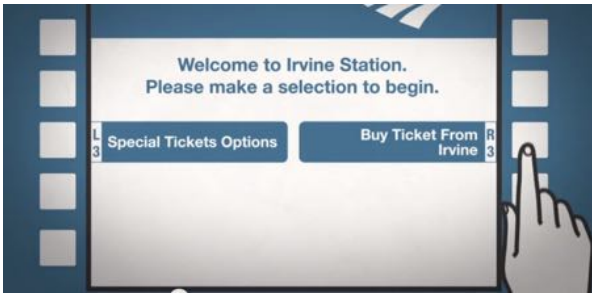
TRAVEL AROUND LOS ANGELES AREA USING METROLINK:

Once you make it to Los Angeles, you can get around the area using MetroLink:

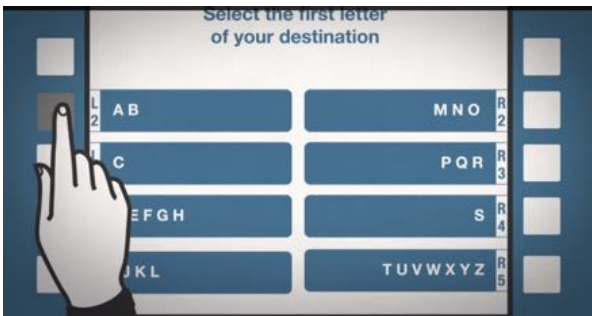


Purchasing Metrolink Tickets with Ticketing Machine:

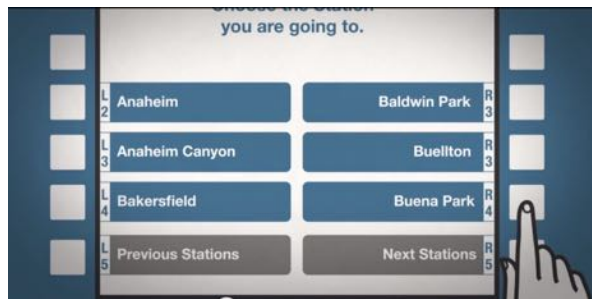
Metrolink tickets are not sold onboard the train, and must be purchased prior to boarding the train. Ticket vending machines (pictured right) are located on Metrolink train platforms. To purchase a ticket, follow these instructions:



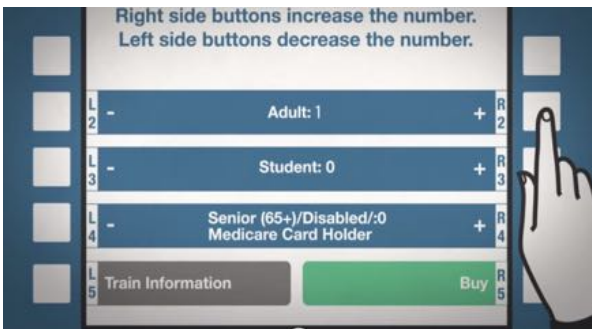
Step 1: Using the buttons surrounding this screen, select "Buy Ticket From Los Angeles"



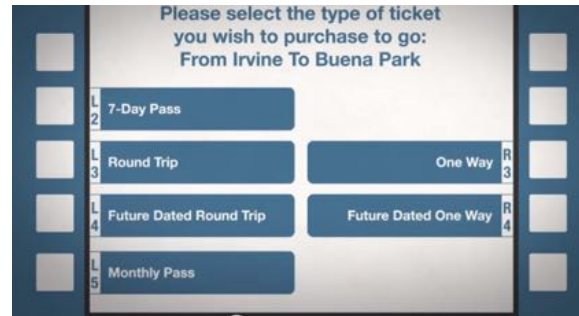
Step 2: Select the first letter of your



Step 3: Select your destination.

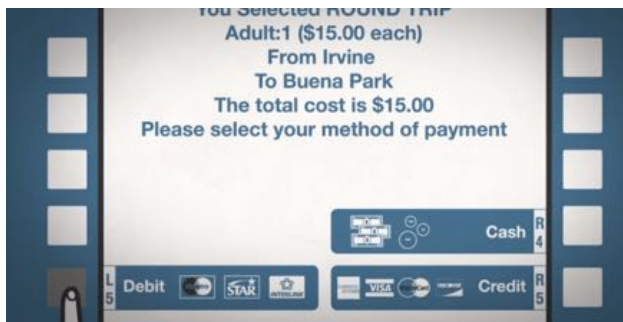


Step 4: Select One Way trip.



Step 5: Select the ticket type. If you are over 65 or disabled, be sure to get a reduced fee ticket.

Step 6: Select "Credit" as your payment type and put your gate money card into the machine.



EMERGENCY SERVICES

These service providers can help you in the event of a problem:

<p><u>SACRAMENTO:</u> For all services, dial 2-1-1 on any phone. Emergency Shelters for men:</p> <p>Union Gospel Mission 400 North Bannon Street, Sacramento, CA 95814 Ph. (916) 447-3268 Provides a seven 7-night stay for single men. Be there at the black metal gate by 5:30 p.m. for a <i>first come/first serve</i> basis. You can have 7 nights in, then stay out for three nights, and come back for 7 more days. Preference usually given to "first timers" or new people, so let the staff know if this is your first time.</p> <p>Salvation Army 200 North B Street, Sacramento, CA 95814 Ph. (916) 442-0331 x0 Emergency shelter provided for single men or women only. You must be at their B street lobby at 1:00 p.m. for placement onto the waiting list. Offers a 30 to 60 day shelter assisting in employment and housing independence.</p> <p>Adult Shelter VOA 1400 North A Street, Building B, Sacramento, CA 95814 Ph. (916) 448-5507 You must show up the first time to have your name placed on the waiting list. Check in each day 9:00 a.m. to 12:00 p.m. - Intake is at 1:00 p.m. Call in each day for check-in after your name is on the list. When your name is close to the top, then show up or if you call in the staff will tell you to show up if you may receive a bed space.</p>	<p><u>LOS ANGELES:</u> For all services, dial 2-1-1 on any phone.</p> <p>Shelters: Year Round Emergency Shelter (800) 548-6047, TTY: (800) 660-4026</p> <hr/> <p><u>BAKERSFIELD:</u> For all services, dial 2-1-1 on any phone.</p> <p>Shelter and Food: Bakersfield Homeless Center 1600 East Truxtun Avenue, Bakersfield, CA (661) 322-9199</p>
<p><u>OAKLAND</u> Food: Alameda County Community Food Bank Call 510-635-3663 to get registered to pick up food. Their address is 7900 Edgewater Drive Oakland, CA 94621</p> <p>Shelters: Dial 2-1-1 on any phone, and someone will direct you to a shelter. Also try:</p> <p>City Team 722 Washington St., Oakland, CA. 510.452.3758 and wait to dial 26</p> <p>Healthcare: Dial 9-1-1 if it is an emergency. 1411 E 31st St, Oakland, CA (510) 437-4800</p>	<p><u>SAN DIEGO:</u> For all services, dial 2-1-1 on any phone.</p> <p><u>SAN FRANCISCO</u> Food: Glide serves over 1,000 meals daily. Glide Memorial Church 330 Ellis St. 415-674-6000</p> <p>Shelter: Dial 2-1-1 on any phone, and someone will direct you to a shelter.</p> <p>Healthcare: Dial 9-1-1 if it is an emergency. San Francisco General Hospital 1001 Portrero Ave. San Francisco, CA 94110 415-206-8000</p>