



Transportation from California City Correctional Facility and CSP – Los Angeles County

Directions to the Bay Area, Central California (Sacramento to Bakersfield), and Southern California (LA and San Diego)

Updated: 9.2.15

CONTENTS:

1. LEAVING CAC

- a. Clothing
- b. Identification
- c. Gate Money
- d. Palmdale Greyhound Station

2. **BUSES FROM PALMDALE TO THE BAY AREA**

3. **BUSES FROM PALMDALE TO SACRAMENTO**

4. Travel in the Bay Area Using BART

5. **BUSES FROM PALMDALE TO BAKERSFIELD**

6. **BUSES FROM PALMDALE TO SAN DIEGO**

7. **METROLINK FROM PALMDALE TO LOS ANGELES**

- a. Travel around Los Angeles using Metrolink

8. **PURCHASING TICKETS AT AMTRAK STATIONS**

9. EMERGENCY SERVICES

- a. Sacramento
- b. Oakland
- c. San Francisco
- d. Bakersfield
- e. Los Angeles
- f. San Diego

Getting home from California City Correctional Facility and CSP – LA County can be difficult and expensive, and you may have no more than \$200 to pay for the return trip. This guide is intended to provide information on transportation options from California City Correctional Facility and CSP – LA County.

LEAVING PRISON – CALIFORNIA CITY CORRECTIONAL FACILITY AND CSP – LA COUNTY:

On the day of your release, you will be taken to Receiving and Release, where you will be provided clothing, identification, and gate money. They will then take you to the Palmdale Greyhound.

Clothing: The prison will provide you clothes for your release. There are some clothes that have been donated, and you also may purchase clothes from PIA using your gate money. The clothes cost approximately \$30.

If someone has sent dressouts, they will be waiting for you at Receiving and Release. An individual must send the items thirty days prior to your release, write “dressouts” as well as the person they are being delivered to.

Identification: You may keep your CDCR-issued identification, and this will likely be the only identification available. However, recent legislation has required CDCR and DMV to supply individuals leaving prison with identification. Starting January 1st, 2015, AB 2308 requires the California Department of Corrections and Rehabilitation and the Department of Motor Vehicles to ensure that inmates released from state prisons have valid identification cards (pictured right).



If you are leaving prison, and you meet all the following requirements:

1. Previously held a CA driver’s license or ID card.
2. Have a usable photo on file with the DMV that is not more than 10 years old.
3. No outstanding fees due for a prior CA identification card.
4. DMV verified your name, date of birth, social security number, and legal presence in the US.

Then, you should get an identification card. **Prior to release, speak with your counselor about getting your CA ID.** Identification is in important to get public benefits, housing, and other important necessities.



Gate Money: Many CDCR facilities no longer give cash at the gate release. Instead, they are issuing debit cards as gate money (pictured left). This debit card should have your \$200 gate money, in addition to the money in your trust account.

Palmdale Greyhound Station: If you do not have someone scheduled to pick you up, you will most likely be taken to Palmdale Greyhound Station. The Palmdale

Greyhound station looks like this:



Buses to the Bay Area: Travel by bus to Bay Area costs approximately \$98, and will take approximately nine hours. Busses leave at 11:30 am and 4:00 pm. Here is the schedule:

11:30 AM Thu, 09/03 08:35 PM Thu, 09/03 9H, 5M 1 \$98.00
[-HIDE DETAILS](#)

Location	Arrives	Departs	Layover
(START) - PALMDALE, CA		11:30 AM	
SAN FERNANDO, CA	12:15 PM	(TRANSFER)	
(TRANSFER) - SAN FERNANDO, CA		01:20 PM	
AVENAL, CA	04:15 PM	04:45 PM	:30
GILROY, CA	06:40 PM	06:40 PM	
SAN JOSE, CA	07:25 PM	07:35 PM	:10
(END) - OAKLAND, CA	08:35 PM	(END)	

04:00 PM Thu, 09/03 12:45 AM Fri, 09/04 9H, 45M 1 \$98.00
[-HIDE DETAILS](#)

Location	Arrives	Departs	Layover
(START) - PALMDALE, CA		04:00 PM	
SAN FERNANDO, CA	04:45 PM	(TRANSFER)	
(TRANSFER) - SAN FERNANDO, CA		05:00 PM	
AVENAL, CA	07:55 PM	08:25 PM	:30
SAN JOSE, CA	11:00 PM	11:10 PM	:10
SAN FRANCISCO, CA	12:10 AM	12:25 AM	:15
(END) - OAKLAND, CA	12:45 AM	(END)	

Buses to Sacramento: Travel to Sacramento by Greyhound costs approximately \$102 and takes over ten hours. Busses leave at 11:30 am and 4:00 pm. Here is the schedule:

11:30 AM Thu, 09/03 09:55 PM Thu, 09/03 10H, 25M 1 \$102.50
[-HIDE DETAILS](#)

Location	Arrives	Departs	Layover
(START) - PALMDALE, CA		11:30 AM	
SAN FERNANDO, CA	12:15 PM	(TRANSFER)	
(TRANSFER) - SAN FERNANDO, CA		01:10 PM	
BAKERSFIELD, CA	02:50 PM	03:05 PM	:15
DELANO, CA	03:45 PM	03:45 PM	
TULARE, CA	04:20 PM	04:20 PM	
VISALIA, CA	04:45 PM	04:50 PM	:05
FRESNO, CA	05:35 PM	05:55 PM	:20
MADERA, CA	06:25 PM	06:25 PM	
MERCED, CA	07:05 PM	07:10 PM	:05
TURLOCK, CA	07:45 PM	07:45 PM	
MODESTO, CA	08:05 PM	08:15 PM	:10
STOCKTON, CA	08:50 PM	09:00 PM	:10
(END) - SACRAMENTO, CA	09:55 PM	(END)	

04:00 PM Thu, 09/03 06:55 AM Fri, 09/04 14H, 55M 1 \$107.00
[-HIDE DETAILS](#)

Location	Arrives	Departs	Layover
(START) - PALMDALE, CA		04:00 PM	
SAN FERNANDO, CA	04:45 PM	04:45 PM	
NORTH HOLLYWOOD, CA	05:10 PM	05:10 PM	
LOS ANGELES, CA	05:40 PM	(TRANSFER)	
(TRANSFER) - LOS ANGELES, CA		11:40 PM	
AVENAL, CA	03:00 AM	03:30 AM	:30
STOCKTON, CA	05:50 AM	06:00 AM	:10
(END) - SACRAMENTO, CA	06:55 AM	(END)	

TRAVEL IN THE BAY AREA USING BART: Once you are in Richmond, you can transfer to BART. **BART** stands for Bay Area Rapid Transit.

BART CARD: This a BART card (pictured right). Insert it into the turnstile (pictured below) on both entry and exit.



Stephen Lam / The Chronicle



The BART logo looks like this:

Once you exit, the funds are removed based on the length of your travel. You can know how much money remains on your card by looking next to the arrow, where the remaining amount is printed.



The BART system is complicated, but you can get to most destinations in the Bay Area.

Buses to Bakersfield: Travel to Bakersfield costs approximately \$19. Busses leave at 7:30 am and takes 3 hours, or at 4:00, which takes seven hours. Here is the schedule:

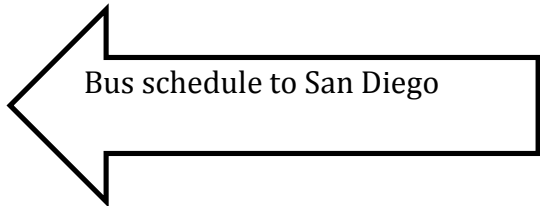
Location	Arrives	Departs
(START) - PALMDALE, CA		11:30 AM
SAN FERNANDO, CA	12:15 PM	(TRANSFER)
(TRANSFER) - SAN FERNANDO, CA		01:10 PM
(END) - BAKERSFIELD, CA	02:50 PM	(END)

Location	Arrives	Departs
(START) - PALMDALE, CA		04:00 PM
SAN FERNANDO, CA	04:45 PM	(TRANSFER)
(TRANSFER) - SAN FERNANDO, CA		09:05 PM
(END) - BAKERSFIELD, CA	10:45 PM	(END)

Location	Arrives	Departs
(START) - PALMDALE, CA		11:30 AM
SAN FERNANDO, CA	12:15 PM	12:15 PM
NORTH HOLLYWOOD, CA	12:40 PM	12:40 PM
LOG ANGELES, CA	01:10 PM	(TRANSFER)
(TRANSFER) - LOS ANGELES, CA		02:00 PM
LONG BEACH, CA	02:30 PM	02:30 PM
ANAHEIM, CA	03:05 PM	03:05 PM
SANTA ANA, CA	03:25 PM	03:25 PM
OCEANSIDE, CA	04:30 PM	04:30 PM
(END) - SAN DIEGO, CA	05:20 PM	(END)

Location	Arrives	Departs
(START) - PALMDALE, CA		04:00 PM
SAN FERNANDO, CA	04:45 PM	04:45 PM
NORTH HOLLYWOOD, CA	05:10 PM	05:10 PM
LOG ANGELES, CA	05:40 PM	(TRANSFER)
(TRANSFER) - LOS ANGELES, CA		06:15 PM
ANAHEIM, CA	07:00 PM	07:00 PM
SANTA ANA, CA	07:25 PM	07:25 PM
OCEANSIDE, CA	08:35 PM	08:35 PM
(END) - SAN DIEGO, CA	09:25 PM	(END)

Buses to San Diego: Travel to San Diego will take approximately seven hours and costs \$55. You will pass through Los Angeles.



Travel to Los Angeles using Metrolink : To get to Los Angeles, take Metrolink. This is described in the following pages:

TRAVEL AROUND LOS ANGELES AREA USING METROLINK:

Once you make it to Los Angeles, you can get around the area using MetroLink:

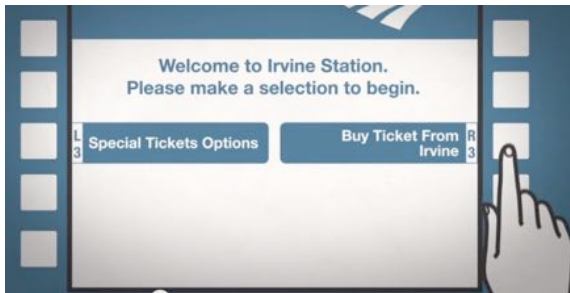


Purchasing Metrolink Tickets with Ticketing Machine:

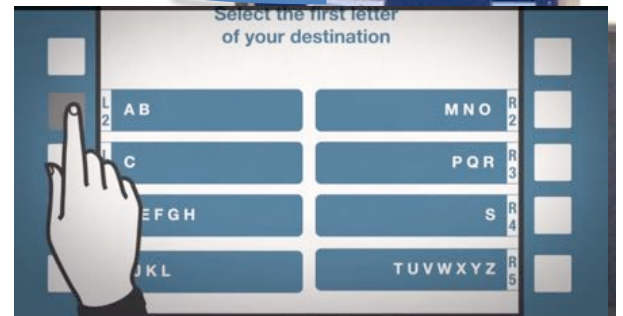
Metrolink tickets are not sold onboard the train, and must be purchased prior to boarding the train. Ticket vending machines (pictured right) are located on Metrolink train platforms. To purchase a ticket, follow these instructions:



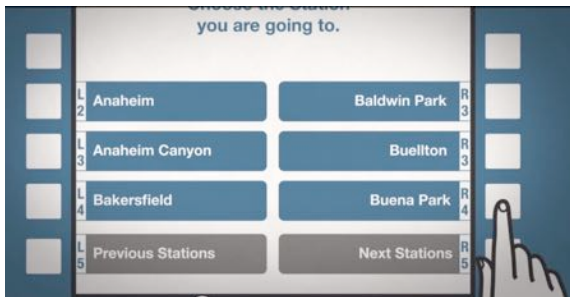
Step 1: Using the buttons surrounding this screen, select “Buy Ticket From Los Angeles”



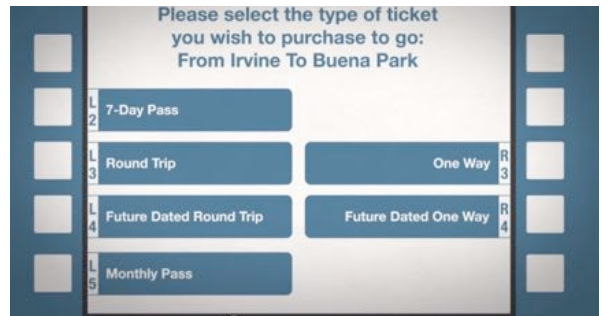
Step 2: Select the first letter of your



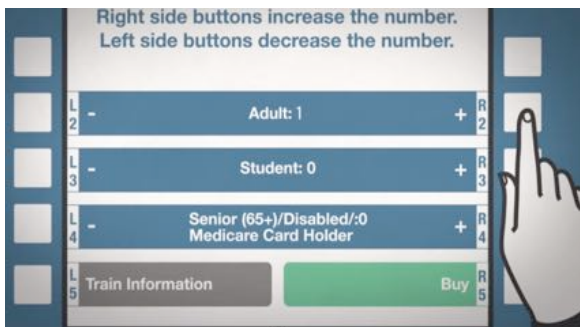
Step 3: Select your destination.



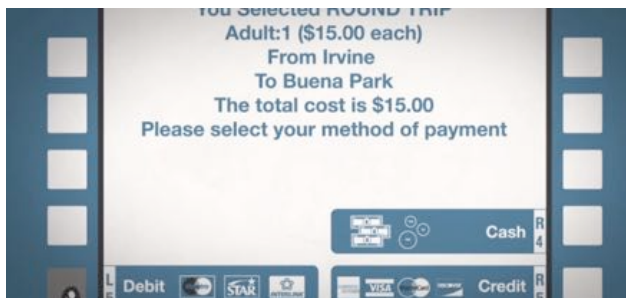
Step 4: Select One Way trip.



Step 5: Select the ticket type. If you are over 65 or disabled, be sure to get a reduced fee ticket.



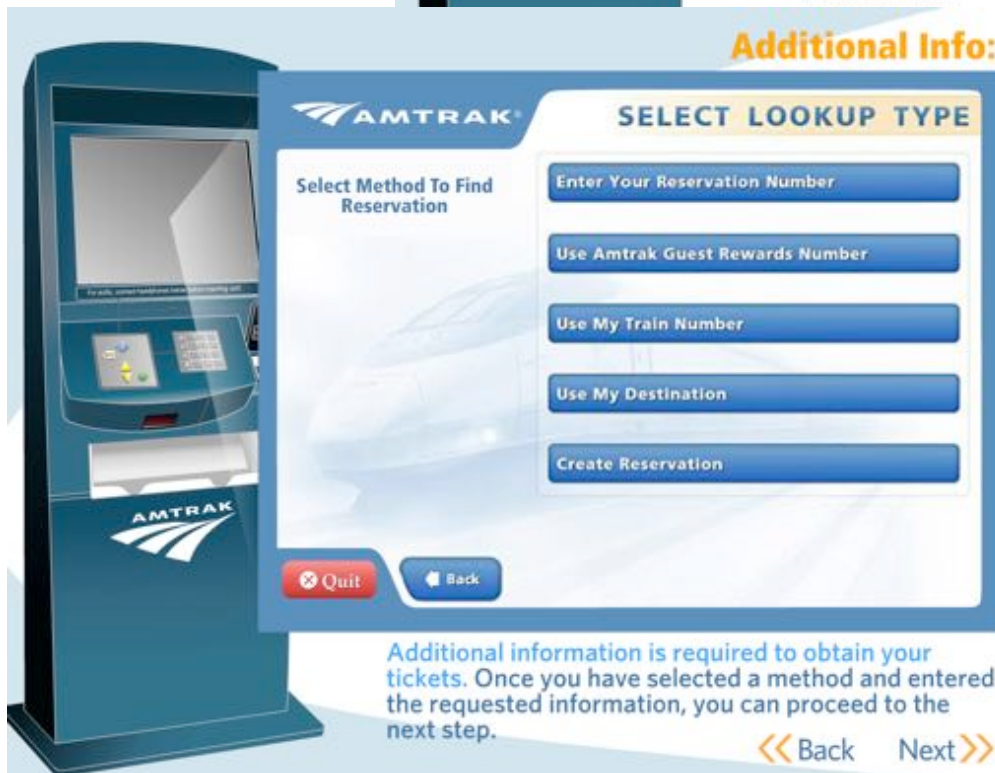
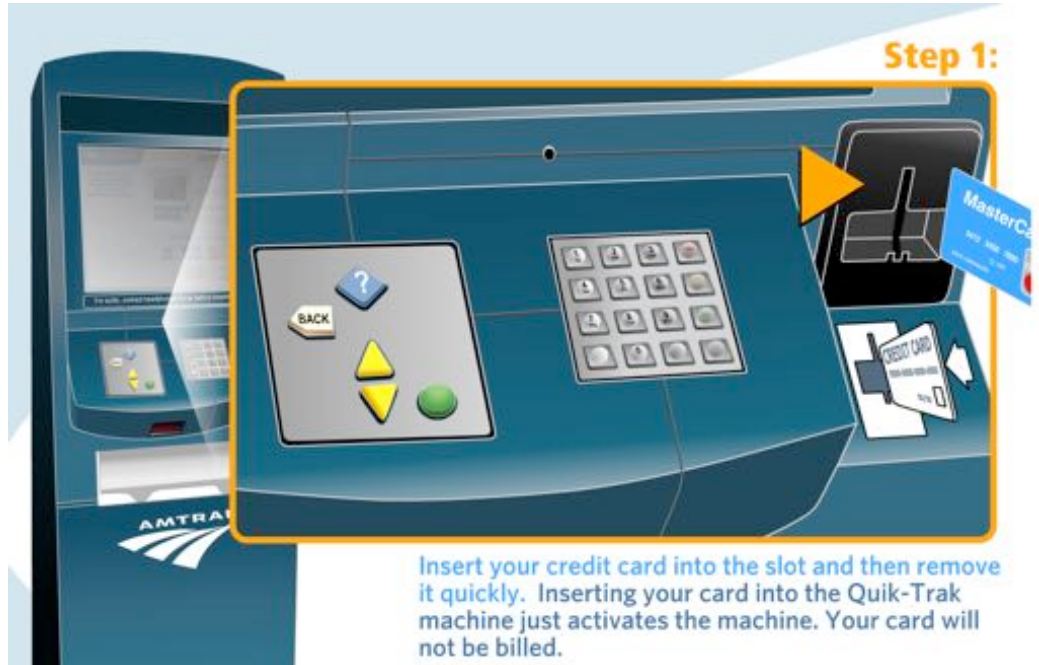
Step 6: Select “Credit” as your payment type and put your gate money card into the machine.



PURCHASING TICKETS AT AN AMTRAK STATION USING A TICKET MACHINE

If you make it to an Amtrak station, there may be an electronic kiosk where you can purchase bus and train tickets (pictured left). Make sure you buy a ticket **all the way to your final destination**, rather than purchasing separate tickets for each leg of the journey.

The Quik-Trak machine uses a touch screen. To purchase tickets using the Quick-Trak Machine, follow these instructions:



« Back Next »

Step 2: Touch “Create Reservation” and select the location where you would like to go, and when.

« Back Next »

Step 3:

AMTRAK

REVIEW YOUR ITINERARY

Name: Jonathan Turnipseed Res No: 034856

ORIGIN	DESTINATION	TRAIN	DATE	TIME
Boston, MA	New York (Penn), NY	2155	21 Apr	7:55A
New York (Penn), NY	Philadelphia, PA	95	25 Apr	10:35A
Philadelphia, PA	Boston, MA	2154	28 Apr	8:38A

Fare Rules
Refund fee may apply.

Total: \$68.00

Buttons: Enter Amtrak Guest Rewards, Change First Train, Enter Reservation Number, Cancel Reservation, Print Tickets (highlighted), Quit, Back.

Review the information displayed on the Review Your Itinerary screen. Select the **Print Tickets** button. Your printed ticket will appear in Ticket Dispenser after processing.

« Back Next »

Step 4:

AMTRAK

Once your ticket has been dispensed, sign your name after the "X" on the top left side. You are now ready to board.

« Back Next »

EMERGENCY SERVICES

These service providers can help you in the event of a problem:

<p><u>SACRAMENTO:</u> For all services, dial 2-1-1 on any phone. Emergency Shelters for men:</p> <p>Union Gospel Mission 400 North Bannon Street, Sacramento, CA 95814 Ph. (916) 447-3268 Provides a seven 7-night stay for single men. Be there at the black metal gate by 5:30 p.m. for a <i>first come/first serve</i> basis. You can have 7 nights in, then stay out for three nights, and come back for 7 more days. Preference usually given to "first timers" or new people, so let the staff know if this is your first time.</p>	<p><u>OAKLAND</u> Food: Alameda County Community Food Bank Call 510-635-3663 to get registered to pick up food. Their address is 7900 Edgewater Drive Oakland, CA 94621</p> <p>Shelters: Dial 2-1-1 on any phone, and someone will direct you to a shelter. Also try:</p> <p>City Team 722 Washington St., Oakland, CA. 510.452.3758 and wait to dial 26</p> <p>Healthcare: Dial 9-1-1 if it is an emergency. 1411 E 31st St, Oakland, CA (510) 437-4800</p>
<p>Salvation Army 200 North B Street, Sacramento, CA 95814 Ph. (916) 442-0331 x0 Emergency shelter provided for single men or women only. You must be at their B street lobby at 1:00 p.m. for placement onto the waiting list. Offers a 30 to 60 day shelter assisting in employment and housing independence.</p> <p>Adult Shelter VOA 1400 North A Street, Building B, Sacramento, CA 95814 Ph. (916) 448-5507 You must show up the first time to have your name placed on the waiting list. Check in each day 9:00 a.m. to 12:00 p.m. - Intake is at 1:00 p.m. Call in each day for check-in after your name is on the list. When your name is close to the top, then show up or if you call in the staff will tell you to show up if you may receive a bed space.</p>	<p><u>SAN FRANCISCO</u> Food: Glide serves over 1,000 meals daily. Glide Memorial Church 330 Ellis St. 415-674-6000</p> <p>Shelter: Dial 2-1-1 on any phone, and someone will direct you to a shelter.</p> <p>Healthcare: Dial 9-1-1 if it is an emergency. San Francisco General Hospital 1001 Portrero Ave. San Francisco, CA 94110 415-206-8000</p>
<p><u>LOS ANGELES:</u> For all services, dial 2-1-1 on any phone.</p> <p>Shelters: Year Round Emergency Shelter (800) 548-6047, TTY: (800) 660-4026</p>	<p><u>SAN DIEGO:</u> For all services, dial 2-1-1 on any phone.</p> <p><u>BAKERSFIELD:</u> For all services, dial 2-1-1 on any phone.</p> <p>Shelter and Food: Bakersfield Homeless Center 1600 East Truxtun Avenue, Bakersfield, CA (661) 322-9199</p>