



Transportation from Deuel Vocational Institution

Directions to the Bay Area, Central California (Sacramento to Bakersfield), and Southern California (LA and San Diego)

Updated: 6.10.15

CONTENTS:

<ol style="list-style-type: none"> 1. LEAVING DEUEL VOCATIONAL INSTITUTION <ol style="list-style-type: none"> a. Clothing b. Identification c. Gate Money d. Release Time e. Stockton Greyhound Bus Station f. Stockton Amtrak 2. BUSES FROM STOCKTON GREYHOUND BUS STATION TO <ol style="list-style-type: none"> a. Bakersfield b. Los Angeles c. San Diego d. Sacramento e. Bay Area 	<ol style="list-style-type: none"> 3. TRAINS TO BAY AREA 4. TRAINS TO SACRAMENTO 5. TRAINS TO BAKERSFIELD, LOS ANGELES, SAN DIEGO 6. PURCHASING TICKETS AT AMTRAK STATIONS 7. Getting Around the Bay Area Using BART 8. Traveling around LA using Metrolink 9. EMERGENCY SERVICES <ol style="list-style-type: none"> a. Sacramento b. Oakland c. San Francisco d. Bakersfield e. Los Angeles f. San Diego
---	--

Getting home from DVI can be difficult and expensive, and you may have no more than \$200 to pay for the return trip. This guide is intended to provide information on transportation options from DVI.


LEAVING DEUEL VOCATIONAL INSTITUTION:

On the day of your release, you will be taken to Receiving and Release, where you will be provided clothing, identification, and gate money. From our discussions with DVI officials, there was little information provided on whether released prisoners were taken to the Greyhound or the Amtrak in Stockton, or why one location was chosen above another. However, it is clear that one of the two locations will be used, and directions to CA cities from either of these places are described in this packet.

Clothing: The prison will provide you clothes for your release. There are some clothes that have been donated, and you also may purchase clothes from PIA using your gate money.

If someone has sent dressouts, they will be waiting for you at Receiving and Release. An individual must send the items thirty days prior to your release, write “dressouts” as well as the person they are being delivered to.

Identification: You may keep your CDCR-issued identification, and this will likely be the only identification available. However, recent legislation has required CDCR and DMV to supply individuals leaving prison with identification. Starting January 1st, 2015, AB 2308 requires the California Department of Corrections and Rehabilitation and the Department of Motor Vehicles to ensure that inmates released from state prisons have valid identification cards (pictured right).



If you are leaving prison, and you meet all the following requirements:

1. Previously held a CA driver’s license or ID card.
2. Have a usable photo on file with the DMV that is not more than 10 years old.
3. No outstanding fees due for a prior CA identification card.
4. DMV verified your name, date of birth, social security number, and legal presence in the US.

Then, you should get an identification card. **Prior to release, speak with your counselor about getting your CA ID.** Identification is in important to get public benefits, housing, and other important necessities.



Gate Money: Deuel Vocational Institution started issuing debit cards as gate money (pictured left) instead of cash. This debit card should have your \$200 gate money, in addition to the money in your trust account.

Stockton Greyhound Bus Station: If you do not have someone scheduled to pick you up, you will likely be taken to Stockton Greyhound Bus Station (121 S Center St., Stockton, CA 95202). It looks like this:



And it looks like this from the back:



Stockton Amtrak Station:

The **Stockton Amtrak Station** (735 South San Joaquin Street, Stockton, CA 95203) is approximately six blocks from the San Joaquin Greyhound Bus Station. It looks like this:



BUSES FROM STOCKTON GREYHOUND BUS STATION TO BAKERSFIELD: To get from the Stockton Bus Station to **Bakersfield**, purchase a ticket from the clerk at the station. Here is the schedule:

04:30 AM
Thu, 06/11

[- SCHEDULE DETAILS](#)

09:40 AM
Thu, 06/11

5H, 10M

0

\$24.00

N/A

\$38.00

\$44.00

08:55 AM
Thu, 06/11

[- HIDE DETAILS](#)

02:45 PM
Thu, 06/11

5H, 50M

0

\$24.00

N/A

\$38.00

\$44.00

Location	Arrives	Departs	Layover	Carrier	Meals/Rest Stop	Schedule
(START) - STOCKTON, CA		08:55 AM		GLI		8858
MODESTO, CA	09:35 AM	09:40 AM	:05	GLI		8859
TURLOCK (E), CA	10:00 AM	10:00 AM		GLI		8859
MERCED, CA	10:30 AM	10:35 AM	:05	GLI		8859
MADERA, CA	11:15 AM	11:15 AM		GLI		8859
FRESNO, CA	11:45 AM	12:15 PM	:30	GLI	Yes	8859
VISALIA, CA	01:05 PM	01:10 PM	:05	GLI		8859
TULARE, CA	01:30 PM	01:30 PM		GLI		8859
DELANO, CA	02:05 PM	02:05 PM		GLI		8859
(END) - BAKERSFIELD, CA	02:45 PM	(END)		GLI	Yes	8859

12:25 PM
Thu, 06/11

[- SCHEDULE DETAILS](#)

04:55 PM
Thu, 06/11

4H, 30M

0

\$24.00

N/A

\$40.00

\$46.00


BUSES FROM STOCKTON GREYHOUND BUS STATION TO LOS ANGELES: To get to Los Angeles, purchase a ticket at the Stockton bus station. Here are three schedules:

08:55 AM Thu, 06/11 Thu, 06/11 8H, 40M 0 \$30.50 N/A \$50.00 \$57.00
[- HIDE DETAILS](#)

Location	Arrives	Departs	Layover	Carrier	Meals/Rest Stop	Schedule
(START) - STOCKTON, CA		08:55 AM		GLJ		6859
MODESTO, CA	09:35 AM	09:40 AM	:05	GLJ		6859
TURLOCK (E), CA	10:00 AM	10:00 AM		GLJ		6859
MERCED, CA	10:30 AM	10:35 AM	:05	GLJ		6859
MADERA, CA	11:15 AM	11:15 AM		GLJ		6859
FRESNO, CA	11:45 AM	12:15 PM	:30	GLJ	Yes	6859
VISALIA, CA	01:05 PM	01:10 PM	:05	GLJ		6859
TULARE, CA	01:30 PM	01:30 PM		GLJ		6859
DELANO, CA	02:05 PM	02:05 PM		GLJ		6859
BAKERSFIELD, CA	02:45 PM	03:05 PM	:20	GLJ	Yes	6859
SAN FERNANDO, CA	04:35 PM	04:35 PM		GLJ		6859
NORTH HOLLYWOOD, CA	05:10 PM	05:10 PM		GLJ		6859
(END) - LOS ANGELES, CA	05:35 PM	(END)		GLJ		6859

09:05 AM Thu, 06/11 Thu, 06/11 8H, 25M 0 \$38.00 N/A \$50.00 \$57.00
[- HIDE DETAILS](#)

Location	Arrives	Departs	Layover	Carrier	Meals/Rest Stop	Schedule
(START) - STOCKTON, CA		09:05 AM		GLJ		1431
AVENAL, CA	11:35 AM	12:05 PM	:30	GLJ	Yes	1431
(END) - LOS ANGELES, CA	03:30 PM	(END)		GLJ		1431

12:25 PM Thu, 06/11 Thu, 06/11 7H, 0M 0 \$30.50 N/A \$52.50 \$60.50

[- HIDE DETAILS](#)

Location	Arrives	Departs	Layover	Carrier	Meals/Rest Stop	Schedule
(START) - STOCKTON, CA		12:25 PM		GLJ		6879
FRESNO, CA	02:30 PM	03:00 PM	:30	GLJ	Yes	6879
BAKERSFIELD, CA	04:55 PM	05:15 PM	:20	GLJ		6879
(END) - LOS ANGELES, CA	07:25 PM	(END)		GLJ		6879

BUSES FROM STOCKTON GREYHOUND BUS STATION TO SAN DIEGO: To get to **San Diego**, purchase a ticket at the Stockton bus station. Here is the schedule:

09:05 AM Thu, 06/11	06:45 PM Thu, 06/11	9H, 40M	1	<input type="radio"/> \$87.50	N/A	N/A	<input type="radio"/> \$94.00
- HIDE DETAILS							
Location	Arrives	Departs	Layover	Carrier	Meals/Rest Stop	Schedule	
(START) - STOCKTON, CA		09:05 AM		GLI		1431	
AVENAL, CA	11:35 AM	12:05 PM	:30	GLI	Yes	1431	
LOS ANGELES, CA	03:30 PM	(TRANSFER)		GLI		1431	
(TRANSFER) - LOS ANGELES, CA		04:00 PM		GLI		9477	
LONG BEACH, CA	04:35 PM	04:35 PM		GLI		9477	
(END) - SAN DIEGO, CA	06:45 PM	(END)		GLI		9477	
<hr/>							
12:25 PM Thu, 06/11	11:25 PM Thu, 06/11	11H, 0M	1	<input type="radio"/> \$83.00	N/A	<input type="radio"/> \$87.50	<input type="radio"/> \$98.50
- HIDE DETAILS							
Location	Arrives	Departs	Layover	Carrier	Meals/Rest Stop	Schedule	
(START) - STOCKTON, CA		12:25 PM		GLI		6879	
FRESNO, CA	02:30 PM	03:00 PM	:30	GLI	Yes	6879	
BAKERSFIELD, CA	04:55 PM	05:15 PM	:20	GLI		6879	
LOS ANGELES, CA	07:25 PM	(TRANSFER)		GLI		6879	
(TRANSFER) - LOS ANGELES, CA		08:30 PM		GLI		9485	
ANAHEIM, CA	09:10 PM	09:10 PM		GLI		9485	
SANTA ANA, CA	09:30 PM	09:30 PM		GLI		9485	
OCEANSIDE, CA	10:35 PM	10:35 PM		GLI		9485	
(END) - SAN DIEGO, CA	11:25 PM	(END)		GLI		9485	
<hr/>							
03:45 PM Thu, 06/11	01:30 AM Fri, 06/12	9H, 45M	1	<input type="radio"/> \$87.50	N/A	<input type="radio"/> \$87.50	<input type="radio"/> \$98.50
- SCHEDULE DETAILS							

BUSES FROM STOCKTON GREYHOUND BUS STATION TO SACRAMENTO: To get to **Sacramento**, purchase a ticket at the Stockton bus station. Here is the schedule:

06:30 AM Thu, 06/11	07:35 AM Thu, 06/11	1H, 5M	0	<input type="radio"/> \$9.00	N/A	<input type="radio"/> \$19.00	<input type="radio"/> \$23.00
+ SCHEDULE DETAILS							
10:45 AM Thu, 06/11	11:55 AM Thu, 06/11	1H, 10M	0	<input type="radio"/> \$11.00	N/A	<input type="radio"/> \$20.00	<input type="radio"/> \$24.00
- HIDE DETAILS							
Location	Arrives	Departs	Layover	Carrier	Meals/Rest Stop	Schedule	
(START) - STOCKTON, CA		10:45 AM		GLI		6838	
LODI, CA	11:10 AM	11:10 AM		GLI		6838	
(END) - SACRAMENTO, CA	11:55 AM	(END)		GLI		6838	
<hr/>							
04:50 PM Thu, 06/11	05:45 PM Thu, 06/11	55M	0	<input type="radio"/> \$15.00	N/A	<input type="radio"/> \$21.00	<input type="radio"/> \$26.00
+ SCHEDULE DETAILS							

BUSES FROM STOCKTON GREYHOUND BUS STATION TO THE BAY AREA

To get to the Bay Area, get on the Greyhound to Oakland. The schedule is here:

08:55 AM Thu, 05/11 - HIDE DETAILS	03:00 PM Thu, 05/11	6H, 5M	1	<input type="radio"/> \$17.00	N/A	<input type="radio"/> \$24.00	<input type="radio"/> \$29.00
Location	Arrives	Departs	Layover	Carrier	Meals/Rest Stop	Schedule	
(START) - STOCKTON, CA		08:55 AM		GLI		6859	
MODESTO, CA	09:35 AM	(TRANSFER)		GLI		6859	
(TRANSFER) - MODESTO, CA		01:00 PM		GLI	Yes	6840	
TRACY, CA	01:30 PM	01:30 PM		GLI		6840	
HAYWARD, CA	02:25 PM	02:25 PM		GLI		6840	
(END) - OAKLAND, CA	03:00 PM	(END)		GLI		6840	

10:45 AM Thu, 05/11 + SCHEDULE DETAILS	04:30 PM Thu, 05/11	5H, 45M	1	<input type="radio"/> \$15.50	N/A	<input type="radio"/> \$25.50	<input type="radio"/> \$30.50
--	------------------------	---------	---	-------------------------------	-----	-------------------------------	-------------------------------

04:50 PM Thu, 05/11 + SCHEDULE DETAILS	08:30 PM Thu, 05/11	3H, 40M	1	<input type="radio"/> \$20.50	N/A	<input type="radio"/> \$28.50	<input type="radio"/> \$31.50
--	------------------------	---------	---	-------------------------------	-----	-------------------------------	-------------------------------

09:00 PM Thu, 05/11 + SCHEDULE DETAILS	01:00 AM Fri, 05/12	4H, 0M	1	<input type="radio"/> \$17.00	N/A	<input type="radio"/> \$26.50	<input type="radio"/> \$31.50
--	------------------------	--------	---	-------------------------------	-----	-------------------------------	-------------------------------

TRAINS FROM STOCKTON TO BAY AREA:

To get from Stockton to the Bay Area, Bakersfield, or anywhere in California, the most efficient way is through the San Joaquin train, which leaves from the Stockton Amtrak. To get to the Bay Area, take the **NORTHBOUND San Joaquin Train**. It leaves from the Stockton Amtrak station at 9:01am and should arrive in Oakland at 11:00am. Here is the schedule:

STOCKTON, CA	334	●●●○	↓	09 01A	WED11 30A	02 18P	05 33P	08 03P
-San Joaquin Street Station	337	○●●○		WED	11 20A	WED	WED	WED
-Downtown Station, Aurora & Weber Streets								
Lodi, CA	346	○●●○		WED09 30A	11 34A	WED02 50P	WED05 50P	WED08 30P
Elk Grove, CA	369	○●●○		WED09 40A		WED02 50P	WED06 00P	WED08 40P
SACRAMENTO, CA			↓					
-State Capitol (By request of driver)	382	○		WED10 00A		WED03 10P	WED06 25P	WED09 00P
-Rail Station		●●●○		WED10 05A	12 30P	WED03 15P	WED06 35P	WED09 05P
Davis, CA	395	●●●○	Ar	WED10 45A	WED02 25P	03 50P	WED07 10P	WED09 30P
Antioch-Pittsburg, CA	364	○●●○	De	9 36A		2 53P	6 02P	8 32P
Martinez, CA	383	●●●○		10 03A		03 19P	06 28P	08 56P
Redwood Coast Connections—see page 5								
Richmond, CA (BART Station)	403	○●●○	↓	10 28A		3 44P	6 53P	9 22P
Emeryville, CA	411	●●●○		10 48A		04 03P	07 13P	09 43P
Oakland, CA—Jack London Square	415	○●●○	Ar	11 00A	WED12 50P	04 15P	07 25P	09 55P
Emeryville, CA		●●●○	De	WED10 50A	WED1 00P	WED04 05P	WED07 15P	WED09 45P
SAN FRANCISCO, CA			↓					
-Transbay Temporary Terminal		●●●○	Ar	WED11 20A	WED1 20P	WED04 35P	WED07 45P	WED10 10P
-Financial Dist., Hyatt Regency		○●●○		WD11 20A		WD4 45P	WD7 55P	WD10 20P
-Fisherman's Wharf, Pier 39		○●●○		WD11 30A		WD5 00P	WD8 10P	WD10 35P
-San Francisco Shopping Center, 835 Market Street		○●●○		WD11 30A		WD5 15P	WD8 20P	WD10 45P
-Moscone Center		○●●○		WD11 35A				
-Caltrain Station, 4th & Townsend Streets		○●●○	Ar	WED11 40A		WED5 25P	WED8 30P	

For information on travel around the Bay Area, go to page 10.

PURCHASING TICKETS AT AN AMTRAK STATION USING A TICKET MACHINE

The Bus/Amtrak station **does not have a ticket office**. Instead, there is an electronic kiosk where you can purchase bus and train tickets (pictured left). Make sure you buy a ticket **all the way to your final destination**, rather than purchasing separate tickets for each leg of the journey.

The Quik-Trak machine uses a touch screen. To purchase tickets using the Quik-Trak Machine, follow these instructions:



Step 2: Touch "Create Reservation" and select the location where you would like to go, and when.



Step 3:

AMTRAK

REVIEW YOUR ITINERARY

Review Your Itinerary and Select "Print Tickets".

If This is Not Your Itinerary, Select "Enter Reservation Number".

You Can Enter Your Amtrak Guest Rewards Number Before Ticketing.

ORIGIN	DESTINATION	TRAIN	DATE	TIME
Boston, MA	New York (Penn), NY	2155	21 Apr	7:55A
New York (Penn), NY	Philadelphia, PA	95	25 Apr	10:35A
Philadelphia, PA	Boston, MA	2154	28 Apr	8:38A

Fare Rules
Refund fee may apply.

Total: \$68.00

Buttons: Enter Amtrak Guest Rewards, Change First Train, Enter Reservation Number, Cancel Reservation, Print Tickets, Quit, Back.

Review the information displayed on the Review Your Itinerary screen. Select the **Print Tickets** button. Your printed ticket will appear in Ticket Dispenser after processing.

« Back Next »

Step 4:

AMTRAK

Once your ticket has been dispensed, sign your name after the "X" on the top left side. You are now ready to board.

Buttons: « Back Next »

TRAVEL IN THE BAY AREA USING BART: Once you are in Richmond, you can transfer to Bart. **BART** stands for Bay Area Rapid Transit. BART operates five routes on 104 miles (167 km) of line, with 44 stations in four counties. With an average of 373,945 weekday passengers, 176,616 Saturday passengers, and 119,247 Sunday passengers in January 2013. The BART logo looks like this:



BART CARD: This a BART card (pictured right). Insert it into the turnstile (pictured below) on both entry and exit.



Stephen Lam / The Chronicle



Once you exit, the funds are removed based on the length of your travel. You can know how much money remains on your card by looking next to the arrow, where the remaining amount is printed.

The BART system is complicated, but you can get to most destinations in the Bay Area.



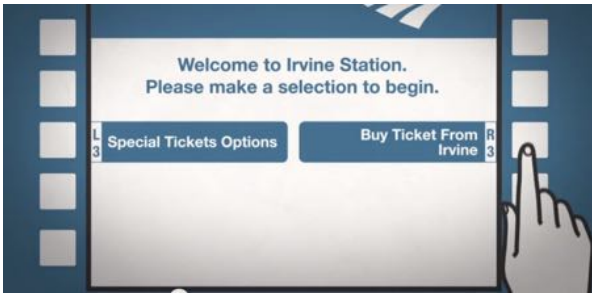
TRAVEL AROUND LOS ANGELES AREA USING METROLINK:

Once you make it to Los Angeles, you can get around the area using MetroLink:

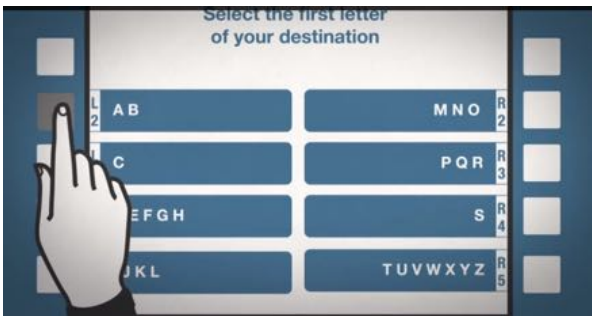


Purchasing Metrolink Tickets with Ticketing Machine:

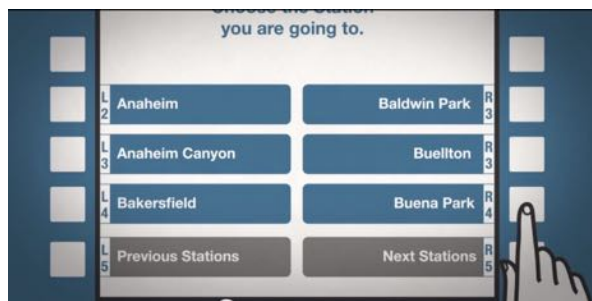
Metrolink tickets are not sold onboard the train, and must be purchased prior to boarding the train. Ticket vending machines (pictured right) are located on Metrolink train platforms. To purchase a ticket, follow these instructions:



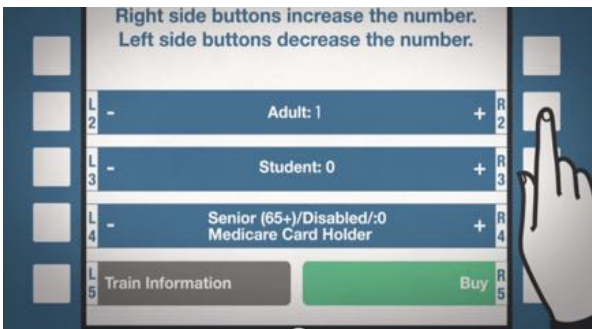
Step 1: Using the buttons surrounding this screen, select "Buy Ticket From Los Angeles"



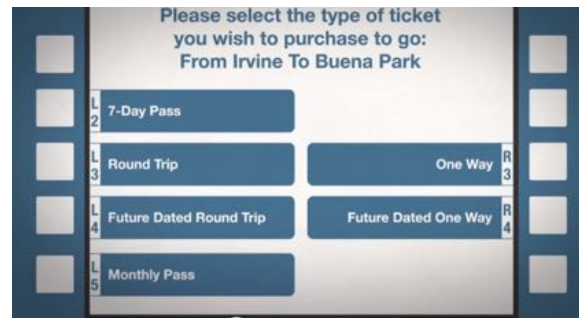
Step 2: Select the first letter of your



Step 3: Select your destination.

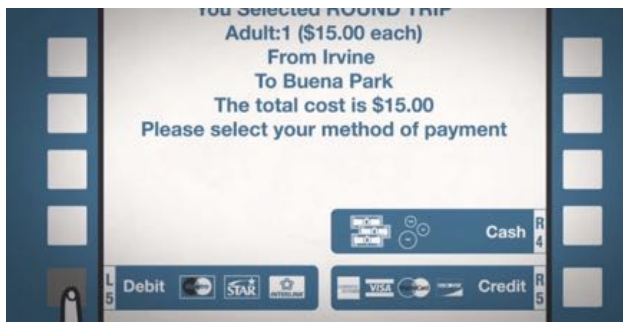


Step 4: Select One Way trip.



Step 5: Select the ticket type. If you are over 65 or disabled, be sure to get a reduced fee ticket.

Step 6: Select "Credit" as your payment type and put your gate money card into the machine.



EMERGENCY SERVICES

These service providers can help you in the event of a problem:

<p><u>SACRAMENTO:</u> For all services, dial 2-1-1 on any phone. Emergency Shelters for men:</p> <p>Union Gospel Mission 400 North Bannon Street, Sacramento, CA 95814 Ph. (916) 447-3268 Provides a seven 7-night stay for single men. Be there at the black metal gate by 5:30 p.m. for a <i>first come/first serve</i> basis. You can have 7 nights in, then stay out for three nights, and come back for 7 more days. Preference usually given to "first timers" or new people, so let the staff know if this is your first time.</p> <p>Salvation Army 200 North B Street, Sacramento, CA 95814 Ph. (916) 442-0331 x0 Emergency shelter provided for single men or women only. You must be at their B street lobby at 1:00 p.m. for placement onto the waiting list. Offers a 30 to 60 day shelter assisting in employment and housing independence.</p> <p>Adult Shelter VOA 1400 North A Street, Building B, Sacramento, CA 95814 Ph. (916) 448-5507 You must show up the first time to have your name placed on the waiting list. Check in each day 9:00 a.m. to 12:00 p.m. - Intake is at 1:00 p.m. Call in each day for check-in after your name is on the list. When your name is close to the top, then show up or if you call in the staff will tell you to show up if you may receive a bed space.</p>	<p><u>OAKLAND</u> Food: Alameda County Community Food Bank Call 510-635-3663 to get registered to pick up food. Their address is 7900 Edgewater Drive Oakland, CA 94621</p> <p>Shelters: Dial 2-1-1 on any phone, and someone will direct you to a shelter. Also try:</p> <p>City Team 722 Washington St., Oakland, CA. 510.452.3758 and wait to dial 26</p> <p>Healthcare: Dial 9-1-1 if it is an emergency. 1411 E 31st St, Oakland, CA (510) 437-4800</p>
<p><u>LOS ANGELES:</u> For all services, dial 2-1-1 on any phone.</p> <p>Shelters: Year Round Emergency Shelter (800) 548-6047, TTY: (800) 660-4026</p>	<p><u>SAN FRANCISCO</u> Food: Glide serves over 1,000 meals daily. Glide Memorial Church 330 Ellis St. 415-674-6000</p> <p>Shelter: Dial 2-1-1 on any phone, and someone will direct you to a shelter.</p> <p>Healthcare: Dial 9-1-1 if it is an emergency. San Francisco General Hospital 1001 Portrero Ave. San Francisco, CA 94110 415-206-8000</p> <p><u>SAN DIEGO:</u> For all services, dial 2-1-1 on any phone.</p> <p><u>BAKERSFIELD:</u> For all services, dial 2-1-1 on any phone.</p> <p>Shelter and Food: Bakersfield Homeless Center 1600 East Truxtun Avenue, Bakersfield, CA (661) 322-9199</p>